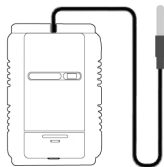


Wi-Fi Smart Switch

Model: TYTE-D1



- You have the correct WiFi PWD.
- You smart phone or tablet must have access to APP store,Google play.
- Your router is MAC-open.

User Guide

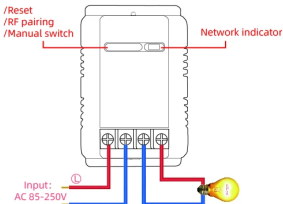
- 1 You can download the App by searching "Tuya Smart" in mobile app stores or scanning the following QR code



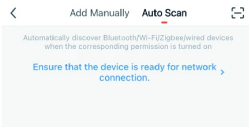
- 2 Register an Tuya Smart account.
- 3 If you have Tuya Smart account. just login.

Add devices

- 1 Reset the device first: if the network indicator blinking fast (0.5s/time) , skip the reset step.
 - 1 Power on
 - 2 hold down the Reset button for 6 seconds.until network indicator blinking fast(0.5s/time).



- 2 Clicking **+** in the top right corner on tuya smart app.then click "Auto Scan" , wait a few seconds, After the devices are found,Click "Next"



- 3 Select a 2.4GHz Wi-Fi network and enter your password.

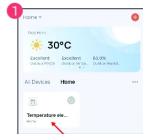


- 4 Name your device.

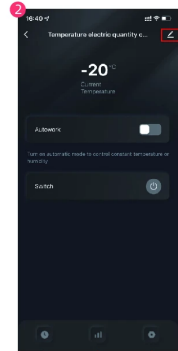


- 5 When the network is disconnected, the switch will automatically switch to the Bluetooth control of the phone.
- 6 Click the on/off buttons on the APP can control device,Manual control switch also can be display real-time on the APP.

APP Function



Tip here to enter the full function operation interface.



- Rename
- /Offline Notification
- /Third-party Control
- /Share Device
- /Create Group
- /Remove Device

- /Timer /Cutdown
- Statistics /Humidity /Energy
- Set /Temperature range /Delay to turn on /turn on alert /Temperature unit setting /Temperature calibration

Remote control matches the code

Matching:

- 1 hold RF Pairing button for 3 seconds you want to match,until RF Pairing indicator (blue light)is on.
- 2 then long press the remote control button you want to match
- 3 loosen the remote control buttons, matching success



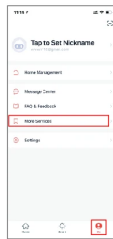
Clear code:

Long press the RF pairing button for 15 seconds (RF pairing indicator is always on), loosen the RF pairing button until RF pairing indicator(blue light) is off.

* note: the matching/clear code method is only available with RF function switch/module reference.

TROUBLESHOOTING

Enter the homepage of App,click the icon in the lower right corner of the interface to enter.



Parameters:

Input voltage: AC 85V~250V

Max.Current: 16A

Wi-Fi Standard: Wi-Fi 2.4Ghz b/g/n+Bluetooth

Temperature display accuracy: 0.1°C

Radio Frequency: 433Mhz

Working temperature: -20°C~70°C

Size: 96*53*31mm

Checklist before using the device

- Your smart phone or tablet has connected to a 2.4g WiFi with internet.
- You need to enable Bluetooth of the phone.