

Instructions to set up the learning remote control.

This is 6 buttons learning remote control made of environmental materials. It has good quality and touching. Small size but big buttons. It's convenience for older and children using. It's the best choice to replace your original big and complex remote control.

You can use it only if it was learned from your original remote.

This remote control can learn the necessary buttons like volume, channel, sleep, 3D and other functions for your original remote control, which is suitable for many devices. Such as TV, DVD, blu-ray player, echo wall, amplifier, stereo, VCR, SAT, CBL, DVD, VCD, CD, HI-FI and so on. It can learn from any brands of home appliances except air conditioner.


Before operation, please make sure that you have installed 2XAAA batteries into the learning remote control.

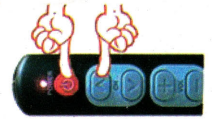
Step 1

Hold the sending end of the original remote control aiming at the receiving end of Learning Remote.(distance 2cm-5cm)



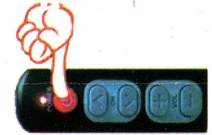
Step 2

Press "POWER"  and "CH^"  buttons at the same time. The LED light will start blinking constantly, the learning system is on now.



Step 3

Press the button of learning remote control(such as POWER button) until the LED stop blinking and keep lighting up, then release the button.



Step 4



Press the button of the original remote control and hold at least 2 seconds(such as POWER button), when receiving the correct data, the LED of Learning Remote will blink 3 times quickly and then turn into blinking constantly, at this time please release the button of original remote control.

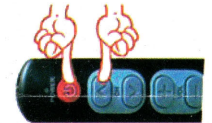


Step 5

To learn other buttons, repeat **Step3+Step4** until the end of all learning.

Step 6

Exit When learning is completed, press "POWER"  and "CH^"  buttons at same time to exit learning state, the LED will extinguish.



Note: If the button of learning remote control cannot work, please learn this button again.

Note: The learning remote control will exit learning state if there is no any button is pressed in 10 seconds.

If you have questions or you are satisfied with our products and would like to cooperate with us in further, please contact us through this link: <https://sanbay.en.alibaba.com/> We will provide the best service for you.